



User Guide - mSupply Mobile

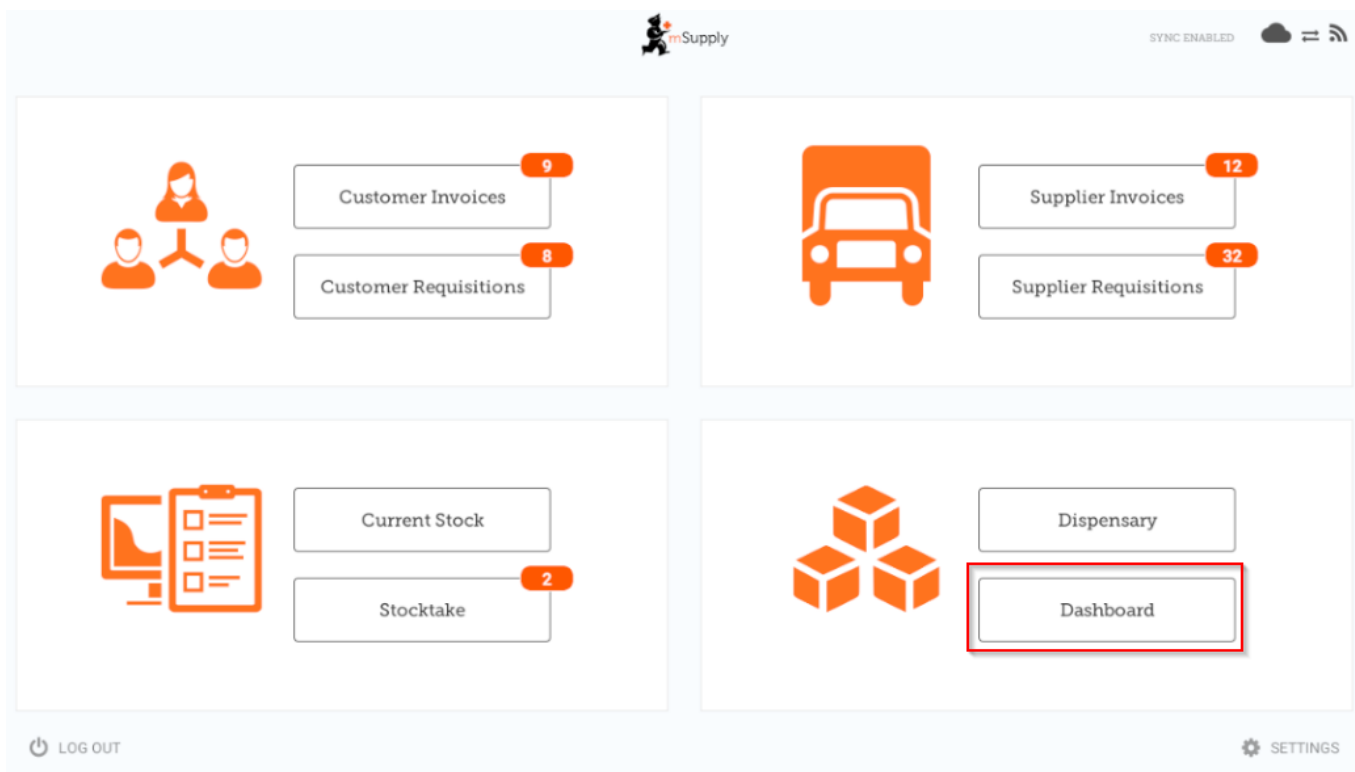
The Mobile Dashboard

Dashboard reports will be visible in the mSupply Mobile dashboard provided that on the mSupply central server:



- The **mobile: Uses dashboard module store preference** is turned on for the store
- The report has been **configured for display on mSupply Mobile stores**

Once it has been enabled you will be able to see the Dashboard icon on the mSupply Mobile Menu page.



The Mobile Dashboard feature allows you to view visualisations (graphs) of the reports available.



Various reports are available for display in mobile. For example:

VEN items in stock

Shows stock on hand of each items that belongs to the VEN (Vital, Essential, Necessary) category

Items Issued This Month

Shows items issued by the facility within the last 30 days

Total stock value

A single figure in your default currency, showing the total value of the stock you have in the store you are viewing the dashboard for

This month's transactions

Shows a bar chart of the number of purchase orders, goods receipts, supplier and customer invoices created this month

Expiring stock

Shows the cumulative and monthly number of all items expiring within the year, split into columns by month of expiry

Top facilities supplied

The 10 customers in your store to which you have sent the greatest value of stock in the past 90 days. Shows the value of stock for each customer

Transactions per store

Shows a table of all transactions per store within the past 7 and 30 days

Vital items in stock

Shows a bar graph of the percentage of medicines of the chosen category in stock at each facility

Sync sites last connection date

Shows the last connection date and current mSupply version of each sync site

Sync sites sent and received statistics

Shows number of records sent and received by each sync site within the last day

Trends in critical stock

Shows the historical stock on hand using parameters to filter store and/or items. Will show the current percentage, and percentages from the last day of each month for the prior six months.

Reports Monthly Transactions

Shows how many transactions of each type the chose store has processed this month

Stock each item in each store

Shows a table of items in rows and stores in columns, with the stock on hand for that item in that store in each cell.


Unfinalised Stock Transfers

Table of unfinalised stock transfers (between mSupply stores) for each facility

The list of reports can be found on the [mSupply documentation site](#)

mSupply Desktop Configuration

This section describes the configuration of reports on the mSupply central server, which will need to be done in order to have dashboard reports show on mSupply Mobile. The mSupply central server generates reports on a schedule, and if the reports are configured correctly, they will also generate versions for mobile sites, which will be synced to mobile stores tablets. Here's how!

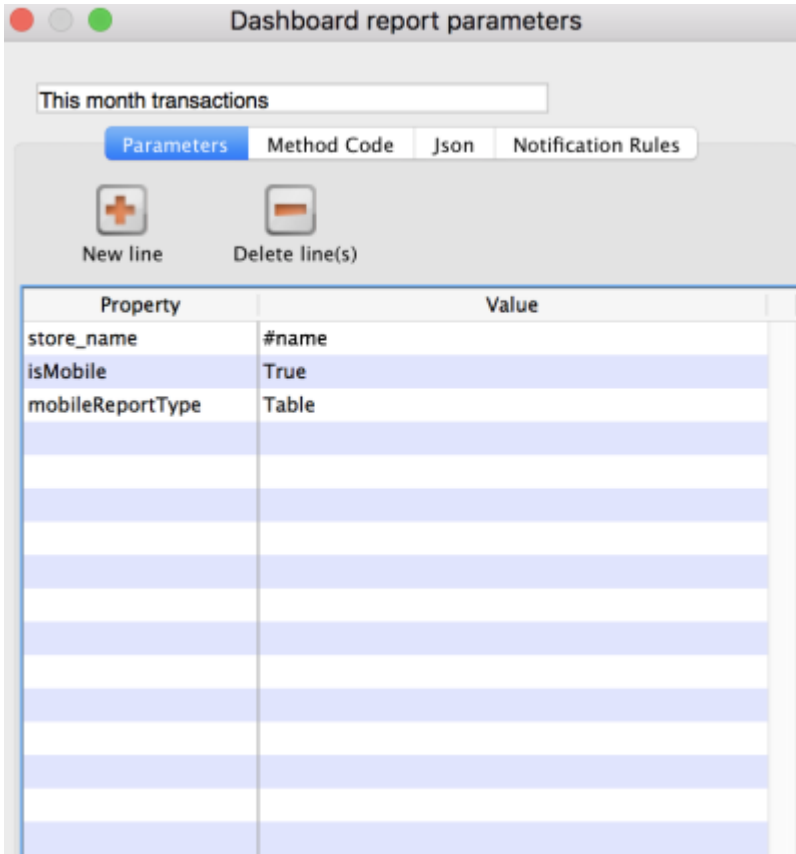



Once a report is configured to be sent to mSupply Mobile sites, it will be sent to every mSupply Mobile site that has the Dashboard store preference turned on.

Dashboard reports need the following properties added to them in order for them to show in the mSupply mobile stores.

Property	Values	Description
isMobile	True or False	This is the important one! Enable or disable sending this report to your mobile sites
mobileReportType	table, bar, line or pie	The report display type
[any property]	#[field on store table]	This is the tricky one - use with care! This property allows you to pick a value from the store table , which is therefore store specific. See example on the next row

Property	Values	Description
store_name	#name	The property is called <i>store_name</i> and has the value of #name. In the report, the <i>store_name</i> property will be replaced with the name of the store from the store table Obviously, the property <i>store_name</i> must be used in the report itself for this to do anything!





- Existing reports can be used and the properties currently configured are used to generate the information. In this situation, the report shows in **both** the existing web dashboard *and* in mSupply mobile.
- The mobile dashboard data - in particular the *mobileReportType* and the store specific data - are only sent to mobile stores (that have the Dashboard store preference turned on).

Previous: [Stocktakes \(Program\)](#) | | Next: [Indicators](#)

From:
<https://wiki.msupply.foundation/> - **mSupply Foundation Documentation**

Permanent link:
https://wiki.msupply.foundation/en:mobile:user_guide:mobile_dashboard?rev=1596172342

Last update: **2020/07/31 05:12**

