


## Sensors

Sensors is the home screen for the mSupply ColdChain application. You can also access the Sensors screen by pressing the Sensors tab on the bottom left of the screen.



### Status bar

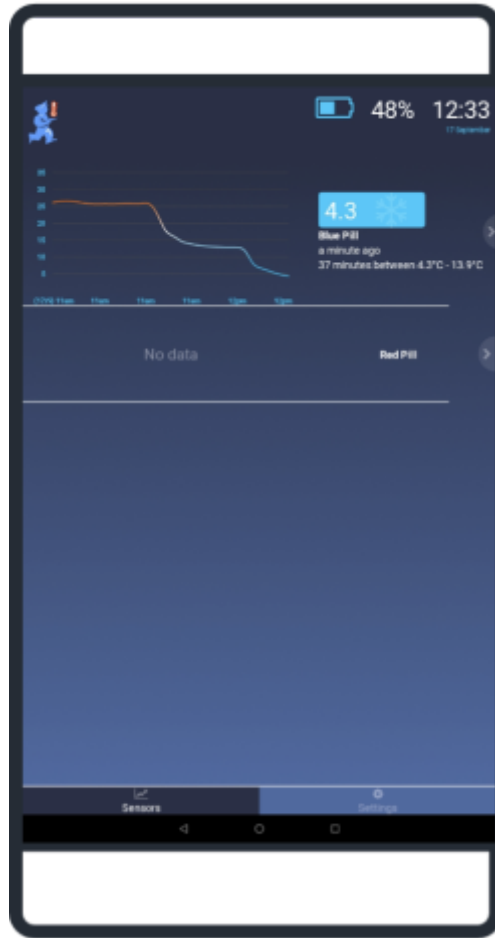
The status bar displayed across the top of the home screen shows:

**Date and time:** the current date and time are displayed as per the tablet time-zone settings.

**Battery:** an icon and percentage are displayed indicating charge remaining for the tablet.

### Sensor graphs

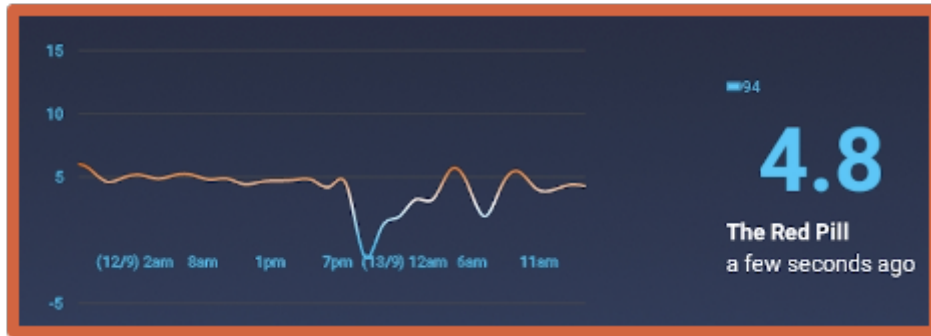
When using the mSupply ColdChain application for the first time, no sensors will be displayed. Please see **Sensor Settings: Available Sensors** for the instructions on how to find and set up sensors. Once sensors are linked to the application, a graph displaying temperature logs will be displayed on the Sensors tab (home page).



When a sensor is first linked and no temperatures have been logged, the graph will display with no data (as above for Red Pill). The graph will update when there are two temperature logs.

The graph will:

- **Display a temperature log for up to 72 hours.** The graph will display 30 logs. For less than 30 logs, each log will be displayed on the graph. For more than 30 logs, the overall time period will be divided into 30 periods and the average temperature for that period will be displayed.
- **Display up to 6 time intervals on the x-axis.** The time format is hh:mm. Date changes will always be indicated at 00:00 as dd/mm.
- **Display the temperature range in degrees Celsius on the y-axis.** The graph range will automatically update the minimum and maximum temperatures points to ensure that all logs can be displayed.



On the right-hand side, the following information will be displayed for each sensor:

- A **battery icon and percentage** indicating remaining charge for the sensor
- The **current temperature**
- The **name** of the sensor
- The **time** of the last temperature log

An indicator will also be displayed next to the text when there has been a breach for the sensor.

(The remainder of this page will be coming soon)

From:

<https://wiki.msupply.foundation/> - **mSupply Foundation Documentation**

Permanent link:

[https://wiki.msupply.foundation/en:cold\\_chain:sensors?rev=1613364304](https://wiki.msupply.foundation/en:cold_chain:sensors?rev=1613364304)

Last update: **2021/02/15 04:45**

